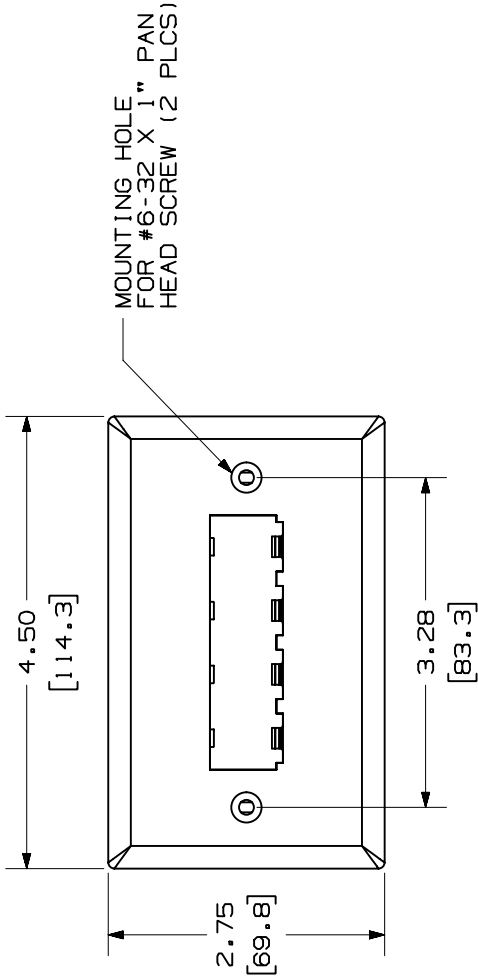
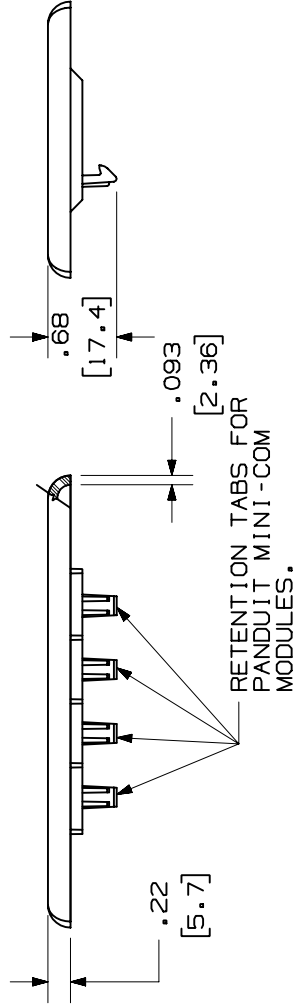
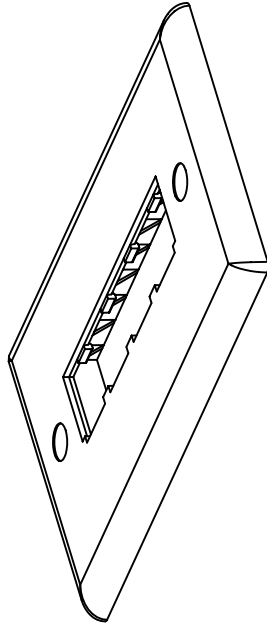


THIS COPY IS PROVIDED ON A RESTRICTED BASIS AND IS NOT TO BE USED IN ANY WAY DETRIMENTAL TO THE INTERESTS OF PANDUIT CORP.



PANDUIT PART NO.	WEIGHT
CFPH4**	.47 LB/10 PCS (214 G/10 PCS)

- NOTES:
- ** 1. SEE CURRENT CATALOG FOR ADDITIONAL PART NUMBER SUFFIXES TO INDICATE COLOR AND OR PACKAGE QUANTITY.
 2. TWO #6-32 X 1" LONG, SLOTTED PAN HEAD SCREWS WITH NON-THREADED LEAD POINT PROVIDED FOR FASTENING FACEPLATES.
 3. DIMENSIONS IN PARENTHESES ARE IN METRIC.



GDJ FILENAME=LAYERS

D35544CS_DC_CFP4_00C.PRT

PANDUIT

PANDUIT CORP. TINLEY PARK, ILLINOIS

CLASSIC SERIES 4 POSITION
HORIZONTAL FACEPLATE (CFPH4**)
CUSTOMER DRAWING

UNLESS OTHERWISE SPECIFIED,
DIMENSIONAL TOLERANCES ARE:
(.XX) ± (.XXX) ± .010 (.3)
(.XX) ± .03 (.8) ANGLES ±

UNLESS OTHERWISE SPECIFIED,
ALL DIMENSIONS ARE GIVEN
IN INCHES, THIRD ANGLE PROJECTION.

DRAWN BY RCA	MAT'L I	SCALE NONE
DATE 4-3-97	ABS	DRAWING NO. 35544-41
CHK'D HIW		DWG A SIZE

35544-41	DESCRIPTION	EON	R	CUST	SUP
2	7-13-99 JSP B. WAS "DESIGNER SERIES".	35544-41			
1	9-11-97 RCA CEF A. REV'D TITLE WAS MINI-COM 4 POSITION STANDARD HORIZONTAL FACEPLATE.	35544-41	CEF		
R	4-3-97 RCA HIW RELEASED TO PRODUCTION	35544-41	HIW		

REV DATE BY CHK

DESCRIPTION

EON

R

CUST

SUP